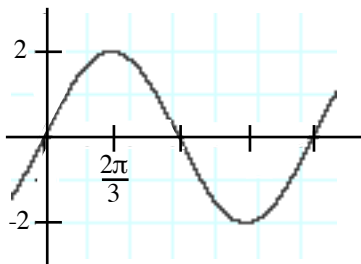


## Test 2 (Ch. 3 & 4) Pretest Addendum

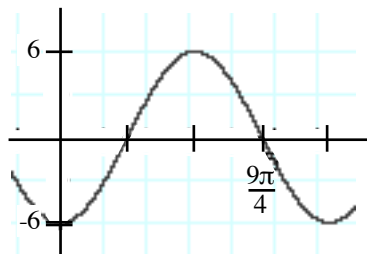
### Sections 4.3, Identify the Function

Identify the function, that fits the graph, either  $f(x) = A\sin(Bx)$  or  $f(x) = A\cos(Bx)$  .

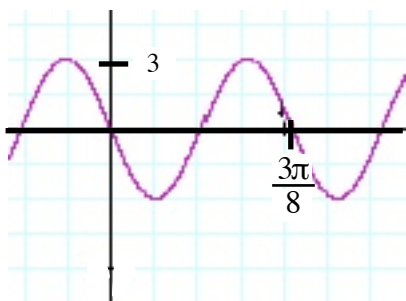
1.



2.



3.



4.

